

secpod

Saner CVEM

Asset Exposure

DATASHEET 2025



www.secpod.com

According to stats, over 43% of enterprises struggle to keep up with their IT assets. This stat is proof for the evolving cyberattacks. There is a need for advanced cybersecurity solutions that provide complete visibility of the network without any effort.

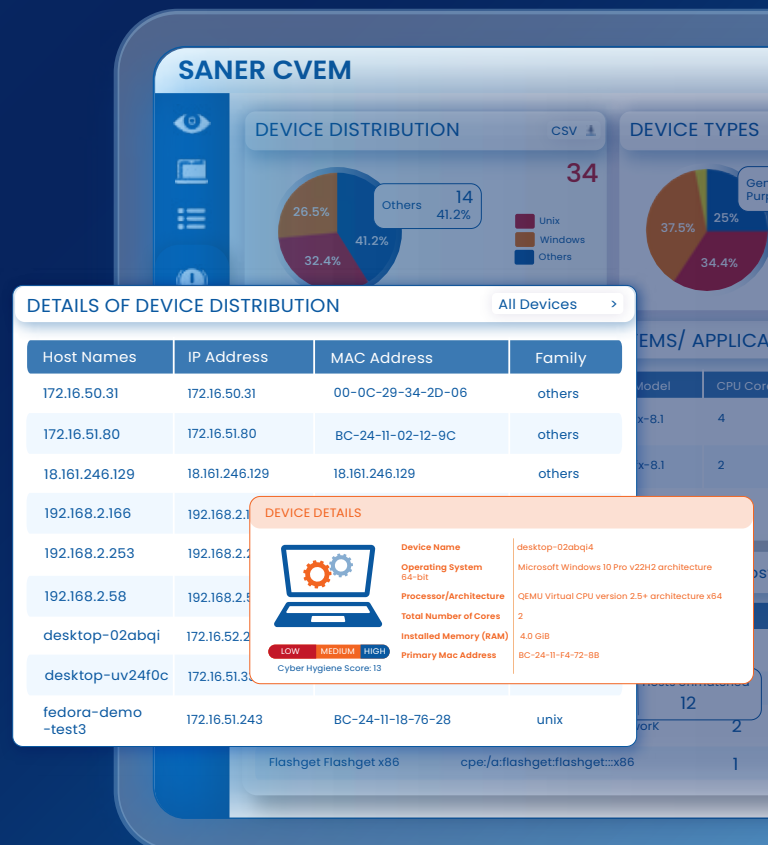
As the initial step of securing IT, asset exposure solutions must provide real-time, comprehensive, and automated discovery and monitoring of devices to avoid cyberattacks and ensure they are secure.

Manage, Assess, Audit, and Administer Assets with Saner CVEM Asset Exposure

✓ Saner CVEM Asset Exposure (AE) provides an aggregated view of all the network assets. It effortlessly assesses and administers the network anytime, anywhere.

✓ It also identifies rarely-used, blacklisted, and outdated applications enabling a firm security policy. With already pre-defined parameters, it correlates and optimizes your IT asset tracking, software utilization, and metering.

✓ Saner CVEM AE will accurately determine IT asset usage using hardware or software licensing information. Additionally, its single-pane-of-glass view gives transparency across your IT asset monitoring, visualization, and troubleshooting for all IT and network devices.



Achieve Real-Time Visibility with Saner CVEM Asset Exposure

Continuous Asset Monitoring

Saner CVEM's lightweight agent provides real-time monitoring of all IT assets, both remote and local, for comprehensive asset transparency.

Precise Software Utilization

Get complete visibility of all essential software metrics, such as rarely used and outdated assets or applications.

Informed Decision-Making and Strategies

Enable strategic decision-making based on IT asset usage, cost control, and license optimization.

Automated and Customizable Reports

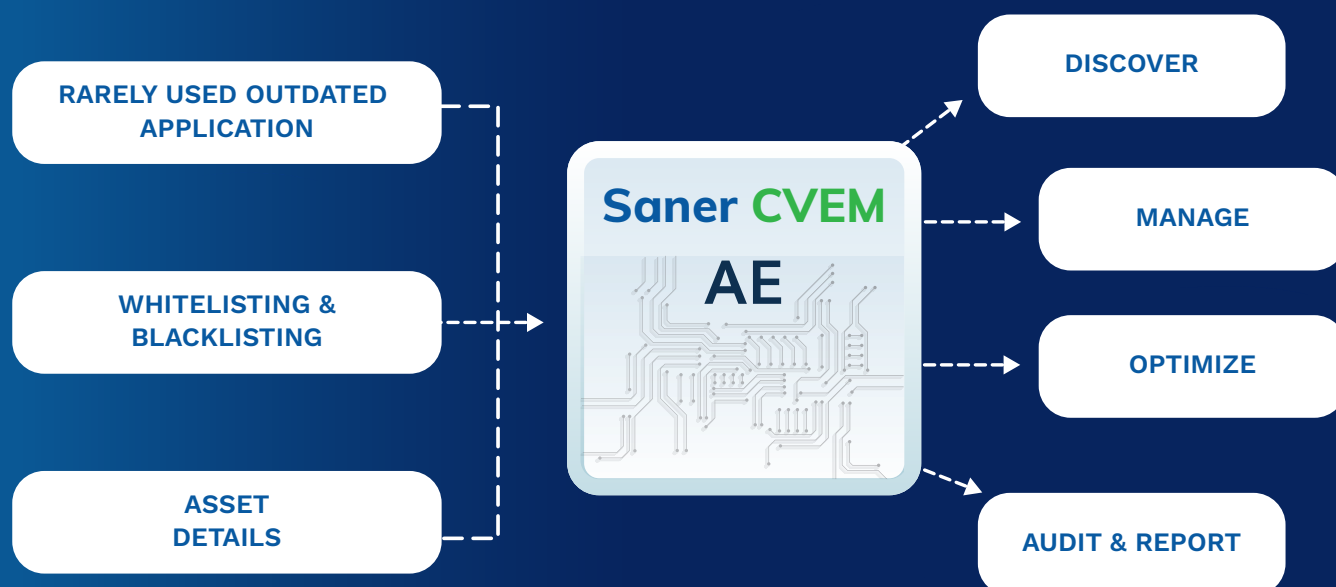
Saner CVEM AE provides a wide range of automated and customizable IT reports, ensuring audit readiness at any time.

Handle Asset License Data

Effortlessly monitor and manage licenses for operating systems, third-party applications, and hardware. Access detailed information for each instance directly from the dashboard.

Track IT Asset Lifecycle

Monitor and manage assets in the IT automatically, track uninstalled, newly added hardware or software.



Unlocking the Benefits of Saner CVEM Asset Exposure











<ul style="list-style-type: none">Quick Detection of Deviations Saner CVEM lightweight agents enable continuous or even on-demand detection of changes in any hardware or software settings.	<ul style="list-style-type: none">Comprehensive Asset Visibility Get real-time visibility of all the assets in the network with complete transparency, making IT more secure.
<ul style="list-style-type: none">Be Audit - Ready Saner CVEM AE supports both canned and customizable reports of the IT network that are precise and accurate for enterprise audits.	<ul style="list-style-type: none">Attack Surface Reduction Having complete visibility of the IT assets leads to accurate and error-free detection of risks that minimizes cyberattacks.

SANER CVEM

Asset Exposure

DEVICE DETAILS


System Specifications and Status [CSV](#)

Host Name	IP Address	MAC Address	CPU	RAM	Disk	System Specs	Status
 a6daa9808625e2126.a wsg	3.33.186.66	3.33.186.66	No Info available	No Info available	No Info available	No Info available	
 custom-demo-win10-s 001	172.16.51.238	BC-24-11-DC-35- 3C	QEMU Virtual CPU version	8.0 GiB	110.0 GiB	64-bit Operating system	
 debian12	172.16.51.184	BC-24-11-EC-8D- 77	QEMU Virtual CPU version	3.7 GiB	46.6 GiB	x86_64 Operating system	
 demo-debian12	172.16.51.189	BC-24-11-DC-F9- 77	QEMU Virtual CPU version	3.7 GiB	46.6 GiB	x86_64 Operating system	
 demo-fedora-test2	172.16.51.180	BC-24-11-69-A5- A4	QEMU Virtual CPU version	3.7 GiB	46.6 GiB	x86_64 Operating system	

No Enclosure VMware Virtual Platform N/A 1 VMware-56 4d da 12 PHP 0.0 12

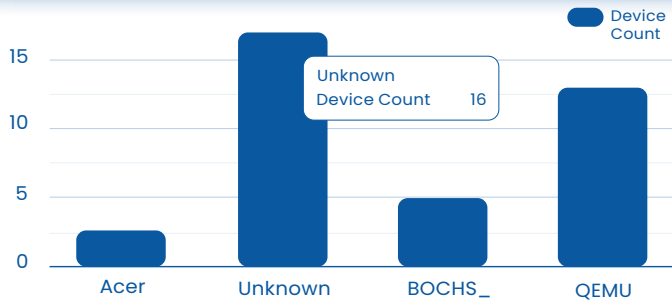
LICENSES

Applications

App Name	Version	Publisher	Installed In	Cost Utilized	Cost Incurred	Violations
python3-gi	3.44.1	Ubuntu Developers	9	PHP 0	PHP 0.0	
libcdr-0.1-1	0.1.6	Debian				

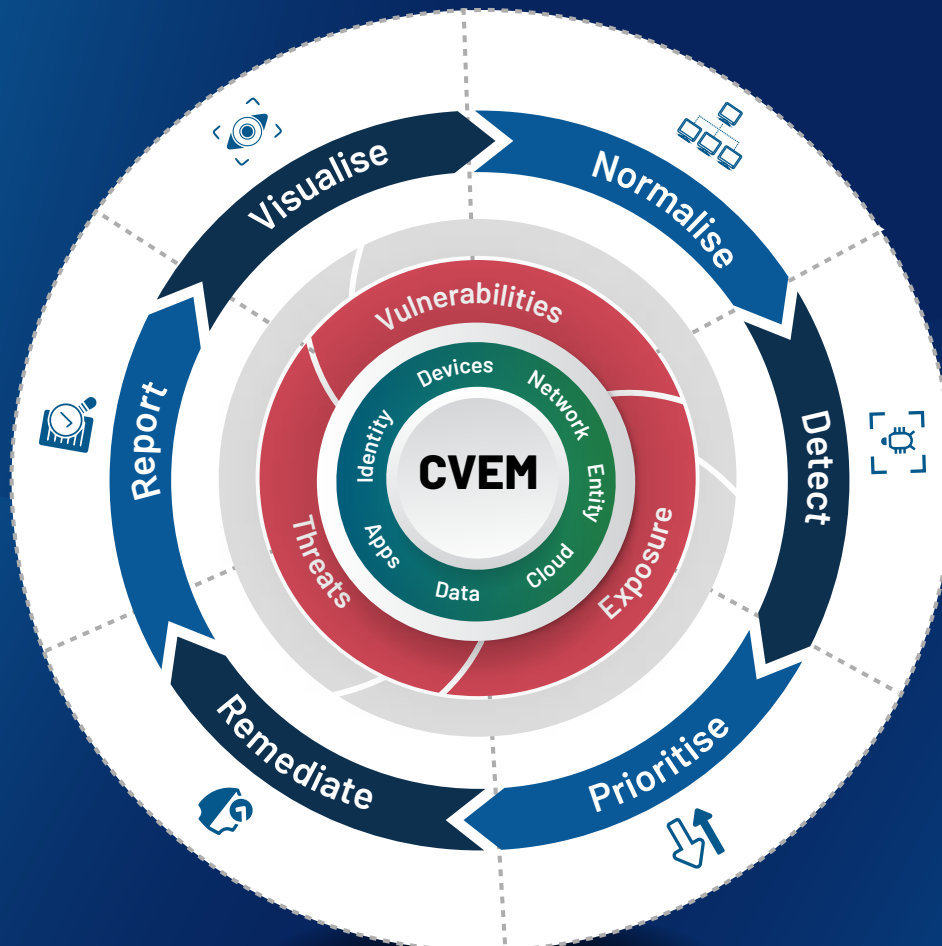
MANUFACTURER GRAPH

[CSV](#)



One-Tool. Multi-fold Impact.

360-degree Visibility	Comprehensive Asset Visibility
Holistic Attack Surface Reduction	Manage IT License Details
Continuous Vulnerability Scanning	Integrated Risk Remediation
Comprehensive Vulnerability Coverage	Canned and Customizable Reporting



 **For Enquiries**

Email us on: info@secpod.com

Call us at: India - (+91) 80 4121 4020 / USA - (+1) 918 625 3023

www.secpod.com